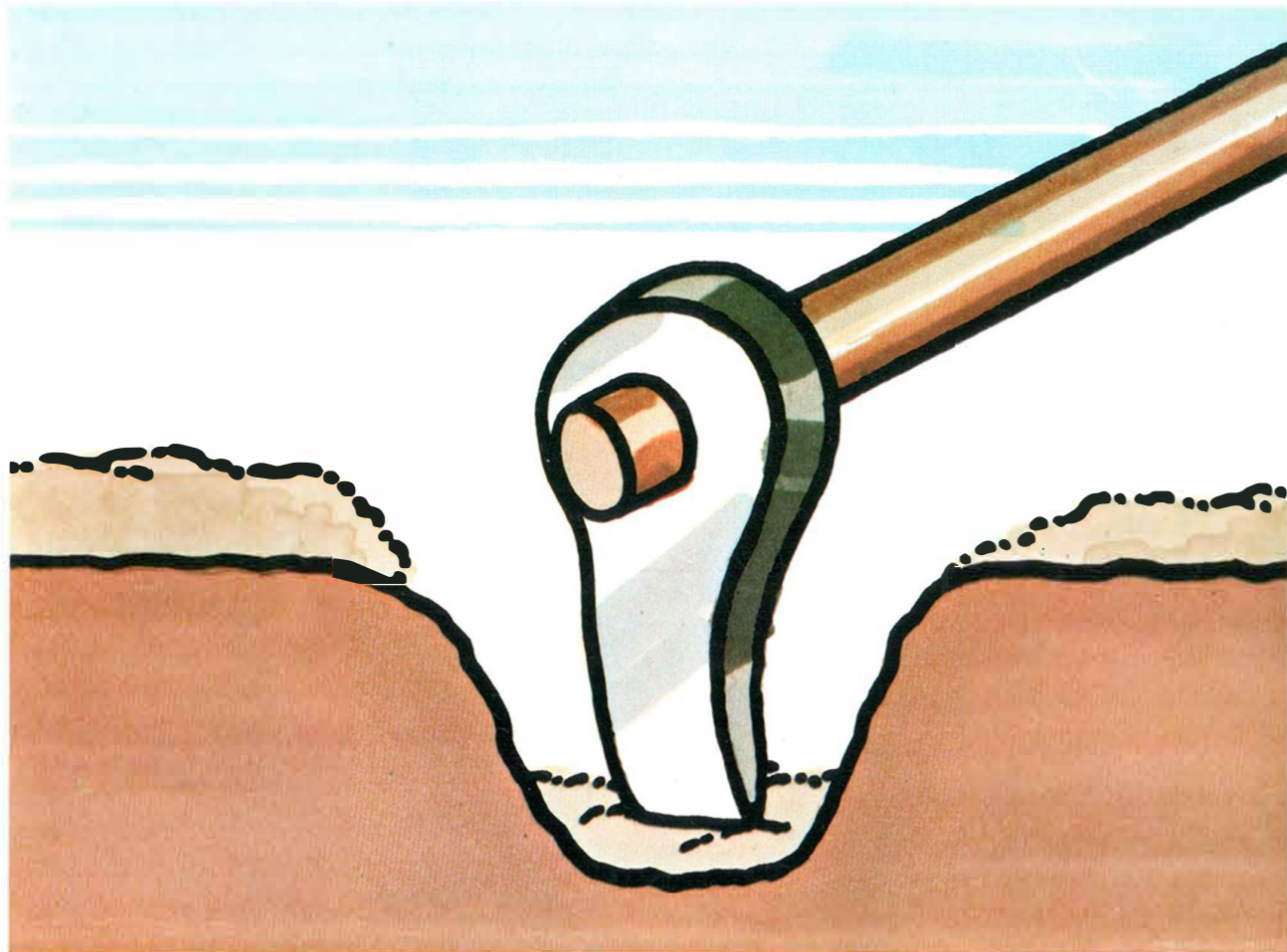



# 樹苗種植步驟


## STEPS OF TREE PLANTING



在三月至五月內，雨後種植樹苗最適宜。根據樹苗大小，先掘坎穴以容納根系。每穴距離一米。Seedlings are best planted from March to May after several days of rain. Dig a pit large enough to accommodate the root system. Space the pits at 1m apart.



樹苗常以膠筒裝載。除膠筒時勿讓泥土鬆脫。Seedlings are normally supplied in polythene tubes. Remove the tube without disturbing the soil.



用表土來填坎底，使根頸與地面齊平。Refill the bottom of the pit with top soil to bring the collar of the seedling to ground level.



將樹苗擺正坎內。用泥土逐步填滿坎穴，然後踏實泥土，使樹苗根系和土壤緊密接觸。Hold the seedling in position and fill the pit with soil by stages. Tread down the soil to ensure good contact between the soil and root.



漁農自然護理署  
Agriculture, Fisheries and  
Conservation Department